



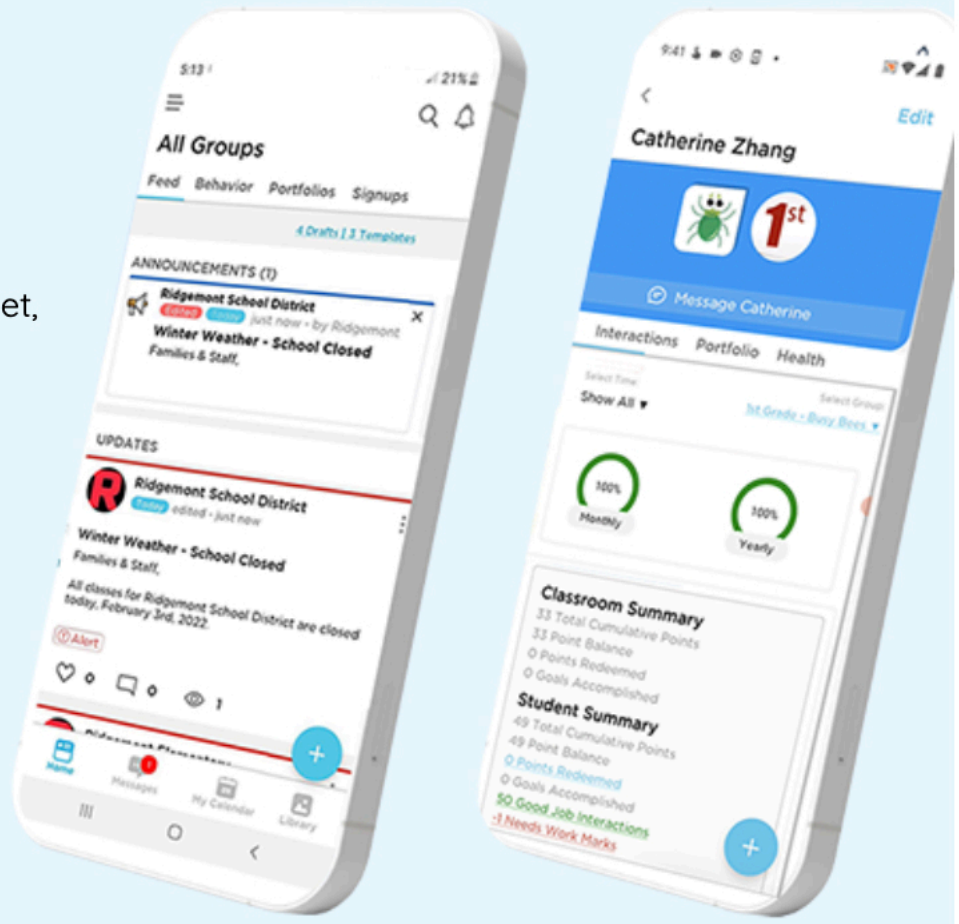
All School-Home Communication, in One Place

Welcome Parents!

You have been sent this PDF to help you install and better understand Bloomz, the school communication app. Bloomz is the preferred platform for educators & students that supports and translates into 133 different languages. The app connects the teachers to the students and the teachers with the parents. We have put together this easy guide to help you get set up with the app. Don't hesitate to ask your school if you have any questions!

All School-Home Communication In One Place. It's that Easy.

Get Started by downloading Bloomz on your phone or tablet, just open your phone's camera, point it at a QR code and follow the link!



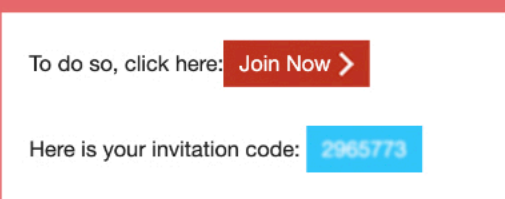
Here is What You Can Do with Bloomz:

- Communicate with Teachers
- Check Your Child's Grades
- See Your Child's Attendance
- Sign up for Events & Appointments
- Sign Health Documents, Forms, and Permission Slips
- Classroom, Group & Private Messaging
- Office hour scheduling, classroom volunteer opportunities
- See Photos of Class Projects
- Get Important Updates from your School

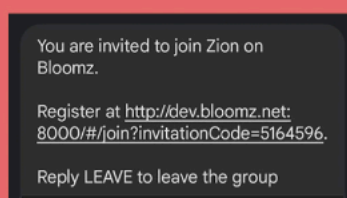
Access to your New Classes on bloomz

Option A) I received a link with code to register.

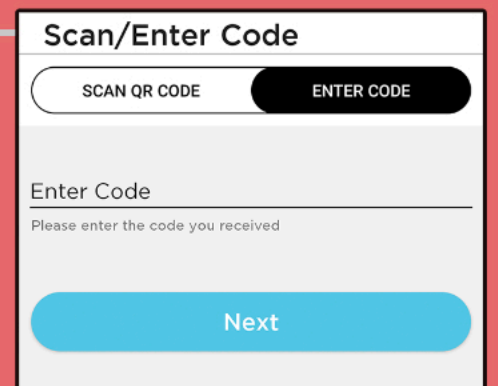
1. Follow the link to register with your password. OR Download the Bloomz app from AppStore/PlayStore. Choose Enter Code and type the code.
2. Type a secure password.
3. Create your account to see your classes.



(Example Code)



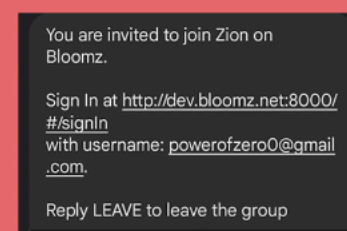
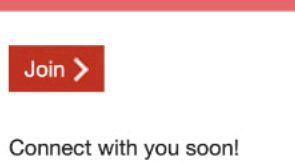
Example TXT Msg



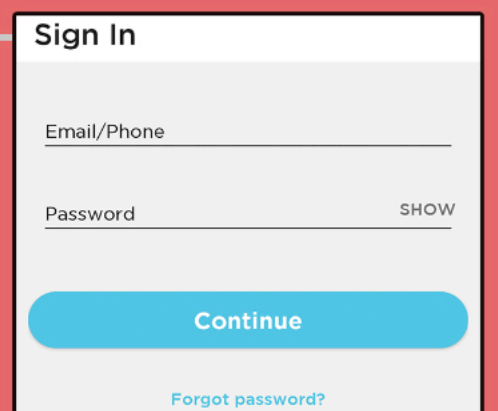
Example Code Entering Prompt

Option B) I just received a notification with no code. I do have an existing Bloomz account.

1. Sign in to your Bloomz account to see your classes.
2. Don't see classes or don't remember the password? See the tips below.



Example TXT Msg



Example Signin Screen

1) I have an existing Bloomz account but don't see the new year classes in it.

Check if your Bloomz email /phone number match with your school's SIS data (verify with your teacher or school admin) • If they do not match, follow the steps to delete the old account and create a new account with the code sent to your new email or phone number. • If they match, check with the school admin if they completed the invitation process to see new classes. Steps to delete the old Bloomz account and create a new account to get access:

- a) Sign in to your old Bloomz account and "delete" your account from account settings.
- b) Create a new account using the new code that is sent to your email address or phone number.

2) I don't remember my existing Bloomz password

Steps to reset the password to your existing Bloomz account:

- a) Goto <http://app.bloomz.net> > Sign In > Forgot Password to request a new password.
- b) Sign in with the new password.

3) I get both email and phone texts from Bloomz. How do I login?

You can sign in with either your email or phone number to your Bloomz account to see your classes. If you don't remember the password, try the reset password steps above.